

Step5/7-Programming system PG-2000

Installation note:

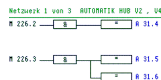
Load your license file using the link given in your personal license email.
The password for extraction can also be found in this email. Then copy this file into the folder of the installed PG-2000 software (demo version).
After restarting the software, your license is active.

<https://www.tpa-partner.de>

Menutree Website:

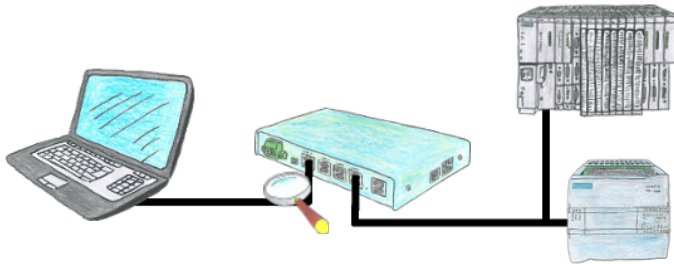
- + Products / docu / downloads
- + PG-2000 S5-CSF/S7-FBD extension

QR-Code Website:



Please make sure to update your drivers before using our products.

Integrated Firewall-protection

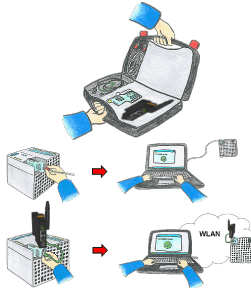


You looking for a device with which you can create a remote maintenance via the Internet without compromising security? No problem, the TELE-Router offers exactly this feature. With the built-in firewall, you can adjust the device completely to your requirements.

Remote maintenance with TS-software without original TS-adaptor



You have to reach urgend your PLC via remote maintenance and have no TS-adaptor in your company? No problem, configure with the MPI-Kabelmanager your S7-interface-cable MPI/PPI-Kabel the mode "TS" for "remote maintenance", connect this cable with the TS-Adapter (article number 9350-TS) with a standard modem and send it all to your client. Now you will be able to start the connection with your TS-software and solve the problem. And this all without buying a original TS-adapter.



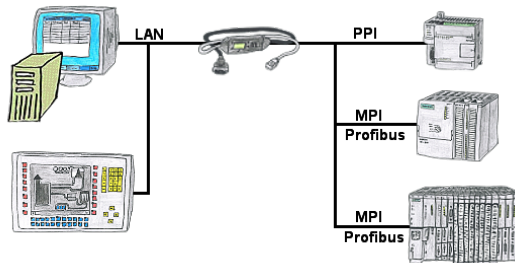
Communication with S5/S7-PLC (mainly), whether wired or via WIFI?

Universally armed for all requirements with the WIFI-sets, regardless of whether it is an S7-PLC, S5-PLC or a controller from another manufacturer with a LAN connection, having everything with you, depending on the used set, is your advantage.

- * S5-LAN++ or S5-BRIDGE for S5-PLC
- * S7-LAN or S7-BRIDGE for S7-PLC (PPI/MPI/Profibus)
- * ALF-UA as a pure converter from Ethernet to WIFI
- * Patch-cable or Cross-cable in order to act also wired


With the WIFI-Set you simply have everything with you in a handy case, be prepared for everything.

Watching of S7-PLC-devices via LAN without Ethernet-CP
This makes (on-site-) work a pleasure.



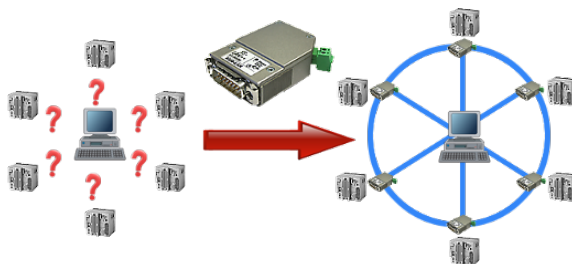
Your panel only has a LAN-socket as PLC-interface? No problem, connect this socket with the S7-LAN or the MPI-LAN-cable and plug it directly on the PPI/MPI/Profibus of the PLC. Then access to the variables and data of the PLC is already available.

Set time in PLC controls



Do you need the exact time in the system/control, for example for production-documentation? Or summer/winter-time changeover, everyone is still familiar with this catchphrase. Always in March and October the problem of the time-change on the PLCs of your system(s). S5/S7-TimeServer receives the time via GPS-data and then sets this directly in the S7-controllers (where possible) or in all controllers in a defined data-block. In this way, these controllers can get the time/date from it and process it. At the same time, S5/S7-TimeServer can also work as an NTP-server in your network.

Network your controls and increase the availability of backups



Your machines are fully distributed in your company area, it is not always a PC connected with the machine. What could be better than to connect the machines to your company network and backup the data central from one point!

With the option "Communication via S5-LAN++" and the S5-LAN++-modules, you can meet this requirement immediately.