

Menutree Website:

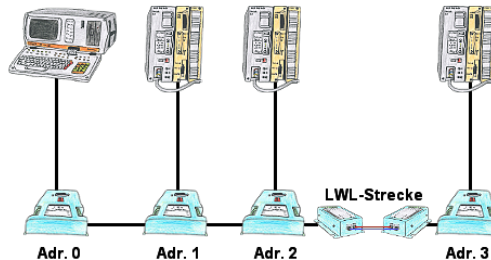
- + Products / docu / downloads
- + Accessories
 - + Prolongation-Sets
 - + PG-UNI lengthening set

QR-Code Website:



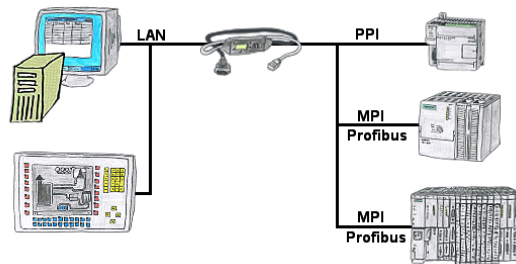
Please make sure to update your drivers before using our products.

Longer distances for L1-Bus



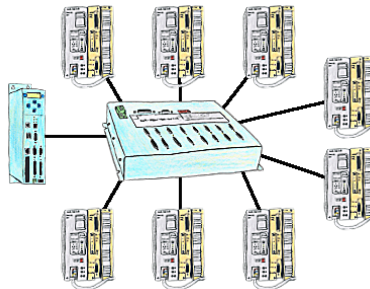
You need for your L1-Bus higher distance like the possible 1200m? You have strong disturbance on your L1-Bus? You need a serial line for higher distances and this galvanic decoupled? No problem, all this points are solved through the LWL-adapter. They are available for artificial and optical fibre, for L1-Bus and RS232.

Watching of S7-PLC-devices via LAN without Ethernet-CP




Your panel only has a LAN-socket as PLC-interface? No problem, connect this socket with the S7-LAN or the MPI-LAN-cable and plug it directly on the PPI/MPI/Profibus of the PLC. Then access to the variables and data of the PLC is already available.

Remote maintenance of centralized PLC-devices



You have many PLC and you want to programm them central on one place? No problem, you have to connect them all to the KOR/MUX-Tele-Switch, connect it with the TP-II and after telephone connect you will be able with the PD-bus-selection of your Step5-software to go ONLINE. Of course the MOR/MUX-Tele-Switch is cascable, so you can connect up to 30 PLCs to the devices.

BOSCH-CL <=> S7-TCPIP



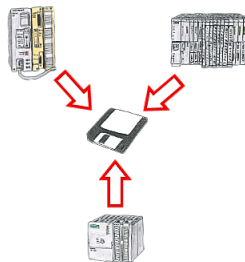
Bring your BOSCH-CL control CL200 - CL400 into the network

Link the PLC with your production-data-acquisition or other Industry 4.0-applications

Communicate with the controller as if you were talking to an S7-PLC, but the data comes from the CL-PLC

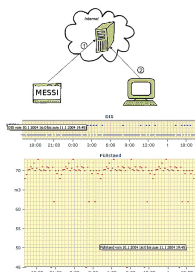
Networking CL-controllers without much effort (set the IP-address to match your subnet in the module, nothing more)

Backup of formulas without knowledge of PLC



You consistently have to back up formulas which are stored in data blocks or back up production protocols, but the employee in charge has no knowledge of PLC-programming respectively handling PC-programs? No problem, install the PG-2000-software with "option DB-backup" on your PC and connect it with the PLC. The employee only has to click on a symbol on the desktop of the PC and the data blocks of the parameterised PLC will be stored on the fixed disc. Afterwards the program closes itself and the mentioned employee didn't had to accomplish an intervention on the program.


Data logging



Cyclic data logging or data logging on occasion is realisable. The log data will be transmitted e.g. once a day via e-mail.

Special data logger functions can be implemented on request and are not part of the basis functions.

Battery buffered time



You always need a current time, but do not always have a time-server on site. With the integrated battery-backed RTC you always have the current time in the unit. Even if the power fails, the time in the unit continues to operate, so that when the voltage returns, the time continues to run correctly.