

Menutree Website:

- + Products / docu / downloads
- + Accessories
 - + Connector plug / equipment
 - + Connection cable MPI - X to Cheap

QR-Code Website:



Please make sure to update your drivers before using our products.

S7-PLC over LAN




Communication with S7-PLC via Ethernet, just how and with what?

Data-communication with S7-PLC from PC or other devices via network, which interface is required. Questions you don't have to worry about. With "S7 over LAN" you get the right interface-products for PPI, MPI and Profibus.

Which one you use then is up to you.

Interface-products for S7-PLC



Communication with S7-PLC, just how and with what?

Data communication with S7-PLC from PC or other devices, which interface fits on/to my controller. All questions you don't have to worry about. With "Programming adapter S7" you get the right interface for PPI, MPI and Profibus.

Select the interface of your PC or device (serial via COM-port, USB, Ethernet (network), WIFI) and you will be shown the possible products.

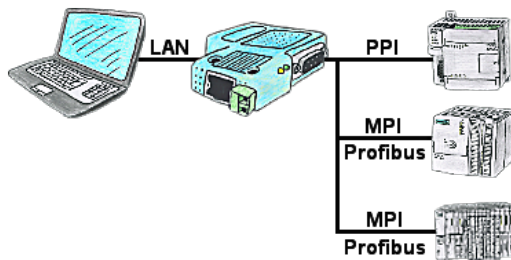
Which one you use then is up to you.

Communication with Win98 – XP/Vista/7/8/10/11 via USB to S5-PLC



You still have a PC with Win98 and Step5-package and would like to go Online on your S5-PLC via USB? No problem, the provided virtual Com-Port PLCVCom emulates a COM-port on your PC with which you go Online. With a patchtool for the Siemens Step5-software, which is provided as well, nothing else stands in your way to communicate via LAN.

Programming of S7-PLC-devices via LAN




S7-PLC with PPI, MPI, Profibus connection, but data should be read/written via network?

Ethernet-CP cannot be used because of the effort (hardware-configuration), price, space in the rack, availability. Plug S7-LAN-module/MPI-LAN-cable into a free bus-connector, assign the IP-address and the PLC can be reached via the network. There is no need to invest any more effort. The adapter can be parameterized via an integrated web-server or a configuration-tool. No changes to the S7-PLC are necessary to operate the adapter.

The adapter can also be used to implement PUT/GET-connections to other controls, but the PLC-program must be changed for this. Other PLCs can just as well read/write data from this controller via PUT/GET; nothing needs to be changed in the PLC program.

Automation very easy: Connect, parameterize and work.

Set time in PLC controls



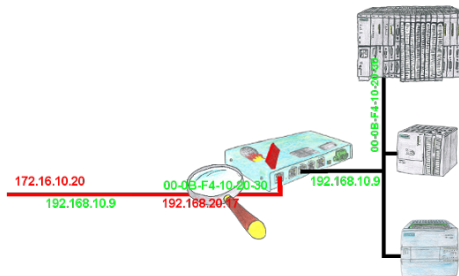
Do you need the exact time in the system/control, for example for production-documentation? Or summer/winter-time changeover, everyone is still familiar with this catchphrase. Always in March and October the problem of the time-change on the PLCs of your system(s). S5/S7-TimeServer receives the time via GPS-data and then sets this directly in the S7-controllers (where possible) or in all controllers in a defined data-block. In this way, these controllers can get the time/date from it and process it. At the same time, S5/S7-TimeServer can also work as an NTP-server in your network.

Remote-maintenance Beckhoff-PLC



Remote-maintenance of a Beckhoff-controller with network-connection via secure VPN-tunnel of the TeleRouter

Permit requests depending on the ip- and mac-address



You have in your facility machines from different manufacturers and no one does get access to the controls of the other? No problem, with the S7-firewall you can filter who can ever communicate with the control network and which user with which end users. This is done through the IP address and MAC address.