

Menutree Website:

- + Products / docu / downloads
- + Accessories
 - + Connector plug / equipment
 - + MPI-netadapter with power-adapter

QR-Code Website:



Please make sure to update your drivers before using our products.

S7-PLC over USB

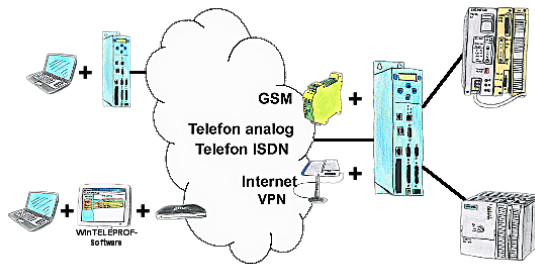


Communication with S7-PLC via USB, just how and with what?

Data-communication with S7-PLC from PC or other devices via USB, which interface is required. Questions you don't have to worry about. With "S7 over USB" you get the right interface-products for PPI, MPI and Profibus.

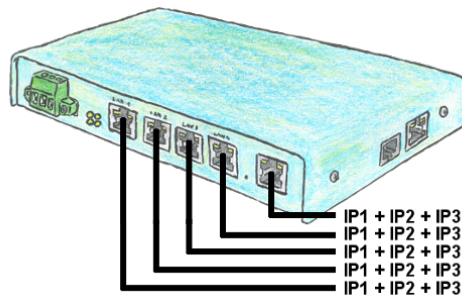
Which one you use then is up to you.

Remote maintenance / telecontrol of PLC



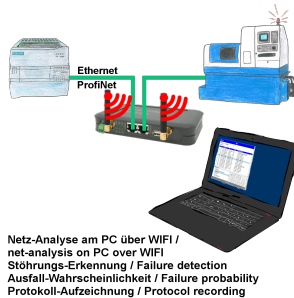
Access to the connected PLC takes place by coupling via Analogue-, ISDN-, mixed Analogue-ISDN-, GSM-, UMTS-line and also via Internet with and without VPN-security.

Universal network-administration



You need to remote maintenance multiple networks simultaneously and your existing switch / router does not have that many ports? No problem, with the TELE-Router you are able to assign up to 3 IP addresses to each LAN / WAN port, so you can communicate with the various segments and networks.

Network-analysis/-monitoring easy



Analyze network-problems and network-conflicts with little effort. Simply plug the TINA-II into the network, open website of the integrated web-server via WIFI and start working.

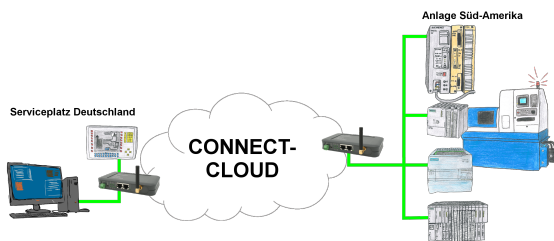
No unnecessary search for a hub to record the logs. TINA-II records in the usual WireShark-format, i.e. save the recording on a PC and view and evaluate it later with WireShark.

Monitoring the network, automatically send an email to the administrator if there is no participant or if there is a new participant (Intrusion-detection into the network)

Calculate the probability of failure of the participants

All of this can be achieved with TINA-II

Worldwide remote-access thanks to our own cloud



Worldwide remote-maintenance without additional costs thanks to our own cloud

Your devices connect to your own cloud, no matter where they are in the world. Only your devices are in your own private cloud, no one else has access to the cloud. In addition, you can provide each device with its own connection-password, so that the individual systems are protected despite the private cloud.

No registration on any portals, no hidden additional costs, your devices in your own cloud are always accessible.

This is how remote maintenance/remote access is fun.

Management of the data-areas

Datenbereich-Zugriffsschutz

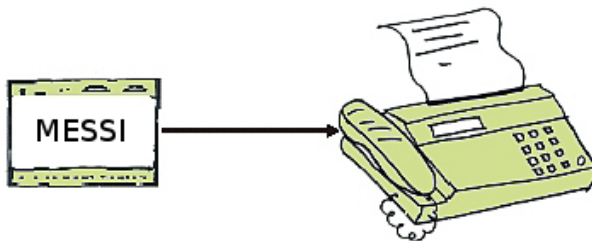
Schutzmodus: Angegebene Datenbereiche erlauben Hilfe anzeigen

CPU 2	#Bus-Teilnehmer 2
r:mb4	#Lesen MB4
r:mb5	#Lesen MB5
w:mb8	#Schreiben MB8
CPU 6	#Bus-Teilnehmer 6
r:mb0,40	#Lesen 40 Merkerworte ab MB0
w:mb0-90	#Schreiben MB0 - MB90
CPU 10	#Bus-Teilnehmer 10
r:ew0,10	Lesen 10 Eingangsworte ab EW0

With the management of the data-areas it is determined whether the entered data-areas can be read/written via the module with the connected controllers. A central button for the function determines whether the specified inputs are "allowed" or "not allowed" are.

The input itself is kept very simple: "r" for reading and "w" for writing, a ":" as a separator and then the data-area in S7-format. If there is only one CPU on the bus, the CPU-address does not even have to be specified, the participant on which the module is plugged in is used.

Direct Fax



By direct dialling up the fax machine a message is carried out to a fax-receiver. If a connection comes off the message will be transmitted.