

Menutree Website:

- + Products / docu / downloads
- + Hardware
 - + Programming devices
 - + Programming adapter S7
 - + WLAN/WIFI
 - + WLAN/WIFI-SETs
 - + S5/S7-BRIDGE-WIFI-sets

QR-Code Website:



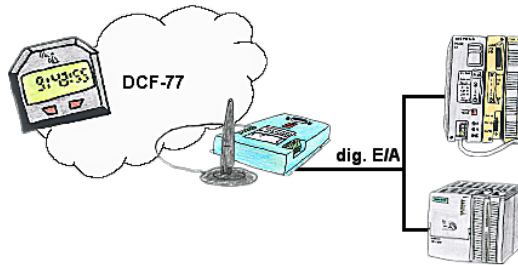
Please make sure to update your drivers before using our products.

Detect and alarm Profinet burglary



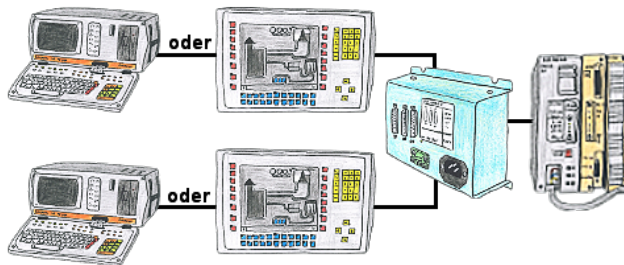
Recognize cable breakage, contact problems and line faults.
Retransmissions and failures are logged and reported.
Early acting before total failure of the participant.

Atomic time at the PLC



For your production flow you're always in need of an exact time? No problem, connect the SPS-Clock with 4 digital in-/outputs of your PLC, after synchronisation of the SPS-Clock the updating time can be read in a DB of the PLC.

PD-interface of the S5-PLC already occupied (service device)



Your PD-interface of the S5-PLC is already occupied with a panel and you should accomplish program modifications without removing the panel? No problem, connect the Multiplexer one-time to the PLC and then connect the panel and also your PC to the Multiplexer. Now you can work parallel with the PLC without the need of affecting the operation of the panel. You can even work with 2 programming devices simultaneously, 2x open the same block, only changes which are stored at last will be finally stored in the PLC. Also ideal for trainings purposes if PLC's with IO's are scare goods.

PG-MUX-II is the ultimate service-device, regardless of what you plug into the two PG-sockets, both participants communicate parallel with the controller.

Sending ASCII-data to a PC



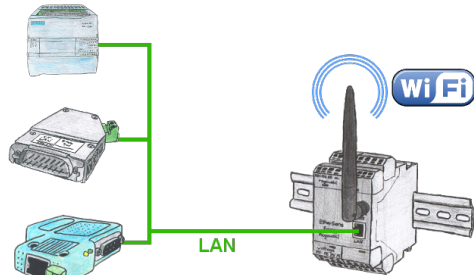
Your car park or control sends the configuration/capacity utilisation to a PC with a modem, so that the data can be used for further processing.

Remote-maintenance Siemens-S5-PLC



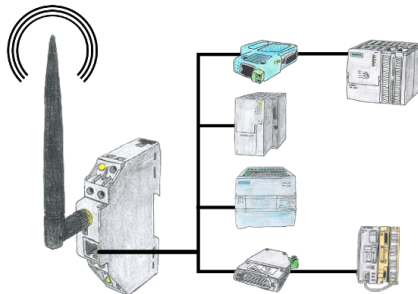
Remote-maintenance of a Siemens-S5-controller with S5-LAN++ on PD-port via secure VPN-tunnel of the TeleRouter

LAN-subscriber to the WiFi



You also need to network devices but don't have locally no ethernet-cable. Wifi is available? With the EtherSens-Bridge you bring immediately all connected wired participants in the WLAN network.

Universal transfer of LAN-products into WLAN



You have a variety of LAN products and would like to communicate to them via WLAN? No problem, with the WLAN-Klemme you will be able to contact all these products.