

**Menutree Website:**


- + Products / docu / downloads
- + Micro-SD-card 32GB

**QR-Code Website:**



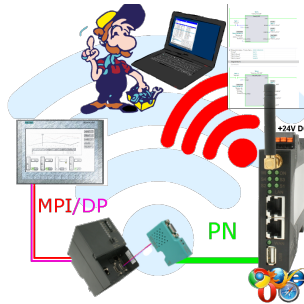
Please make sure to update your drivers before using our products.

Data backup S7-PLC PN-port on SD-card via dig. IO



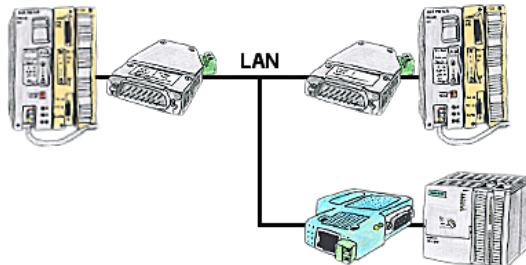
Via digital input triggered DB-backup/-restore without additional PC via PN-port to SD-card

## Wireless around the S7-PLC



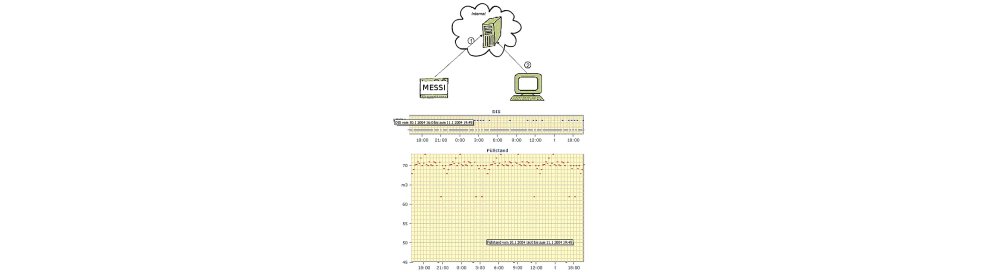
Move wirelessly around the S7-PLC and communicate for example ONLINE in the status

## PLC coupling (data exchange between PLC's)



Your pumping stations report the water levels of the central control via telephone network. The central office itself can of course transmit commands/messages to the substations as well. Therefore no dedicated line is required, it's sufficient when the stations connect via network (DSL-router).


Data logging
--------------



Cyclic data logging or data logging on occasion is realisable. The log data will be transmitted e.g. once a day via e-mail.

Special data logger functions can be implemented on request and are not part of the basis functions.

Profinet life cycle monitoring and alarming
---



Identify impending failures in your Profinet.

Creeping aging will be displayed to you very detailed.

The Profinet-Watchdog give you the change to react before something happens.

## Profinet WLAN panel connection

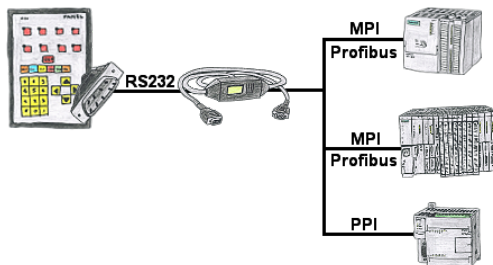


Simply connect your panel to your Profibus via WLAN.

Mobile workplaces are optimally connected.

You will be able to link additional applications such as PDs, visualizations or ERP systems at the same time.

## Visualisation of your S7- PLC via COM-Port



Your panel provides a serial port and no MPI/Profibus for connecting a S7-PLC. Connect the MPI/PPI-cable with it and you're Online with your panel.