

Menutree Website:


- + Products / docu / downloads
- + Accessories
 - + Connection cable / adapter
 - + USB
 - + USB 2.0 connection cable type A/M

QR-Code Website:



Please make sure to update your drivers before using our products.

Operation on DSL-cable-modem



You are looking for a device which can be operated even with DSL? No problem, just plug in your TELE-router to a DSL cable modem, enter the parameters relating to the access data into the device and you are connected to Internet.

Wireless around the Bosch-PLC



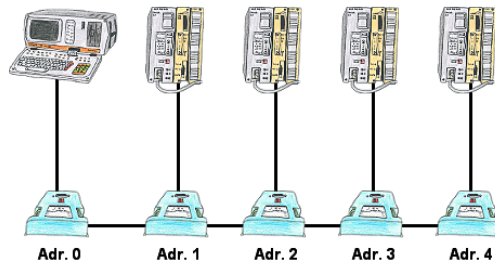
Move wirelessly around the Bosch-PLC and communicate for example ONLINE in the status

Remote-maintenance Beckhoff-PLC




Remote-maintenance of a Beckhoff-controller with network-connection via secure VPN-tunnel of the TeleRouter

Linking of S5-PLC's without modifying the PLC-program



You have to link several S5-PLC's so that in case of need you can respond to all of them without modifying the PLC-program? No problem, connect all PLC's that are in the run with the IBX-Klemme, set up the respective address (1 to 30) at the IBX-Klemme and with the address 0 you will be able to respond to all PLC's via PD-bus-path selection.

Remote maintenance of a S7-PLC[FREWARE without support]



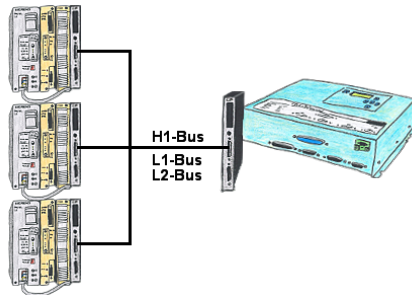
You have to solve a problem in the PLC-program, but the installation is not placed nearby? No problem, start your PG-2000-software with "option teleservice", activate your modem and after selection intra PG-2000-software access to the PLC is possible as if being on-site.

Worldwide access



No matter where you are, access to the EtherSens-device and its web-interface is available from everywhere.

Programming of S5-PLC above H1-, L1- or L2-Bus



You have an existing L1-, L2- or H1-bus on the customer side and have to program parallel the PLCs? No problem, just connect the communication processor (CP) with a monkey swing to the PLC, the Tele-Network-device with the TELE-CP-cable to a free CP and select the needed PLC with PG-path selection. Herefore the L1-, L2- or H1-option is needed.