

Step5/7-Programming system PG-2000

Installation note:

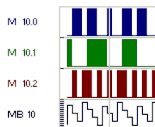
Load your license file using the link given in your personal license email. The password for extraction can also be found in this email. Then copy this file into the folder of the installed PG-2000 software (demo version). After restarting the software, your license is active.

<https://www.tpa-partner.de>

Menutree Website:

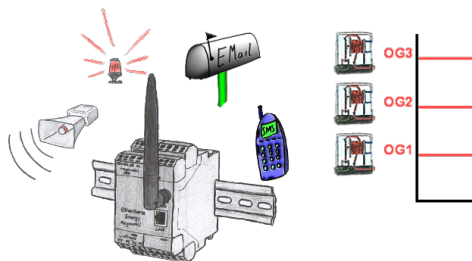
- + Products / docu / downloads
- + PG-2000 datalogger option

QR-Code Website:



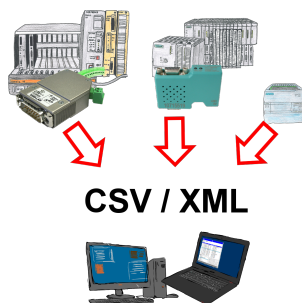
Please make sure to update your drivers before using our products.

Alarming



Don't log with EtherSens-device only the process-values, also monitor them simultaneously. Once a predetermined threshold is exceeded/not reached, the EtherSens-device indicates this.

PLC-data in Excel-readable file

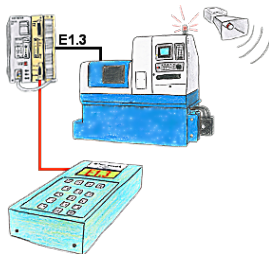


Save your PLC content, production-data in a file on your PC. This file, a CSV- or XML-file (depending on the license), can then be used e.g. further processed with Excel.

A file that includes all configured variables in an infinitely-long list with a suitable time-stamp, either controlled by the PC or via a PLC-trigger (depending on the license). No matter which Siemens-control, as soon as a network-connection is available, nothing stands in the way of recording.

With S7-LAN for PPI, MPI or Profibus or S5-LAN++ for S5-controllers, PLCs without a network-connection can also be addressed and recorded. And depending on the license are several parallel connections possible.

S5-PLC-diagnosis or signal's doesn't come, but why?



Your installation shows an error and the commissioning engineer isn't available?

Connect S5-DIAG with the PLC, enter reason of PLC's malfunction (e.g. O32.5 doesn't come) and the device lists all possibilities why the output has not been set.

So you're able to figure out the problem (e.g. safety door not locked) quickly.

Finding the cause of the malfunction can be so quick and easy.

Remote maintenance of your S5-PLC via LAN / Internet



You have access to a on-site network and your PLC has no LAN-connection? No problem, plug the S5-LAN on the PLC and you will have immediate access to the PLC from afar.