

Menutree Website:

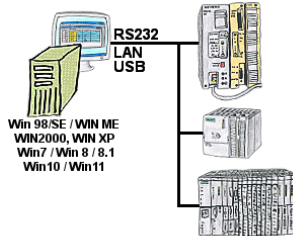
- + Products / docu / downloads
- + Hardware
 - + Memory modules / Prommer
 - + Memory-modules

QR-Code Website:



Please make sure to update your drivers before using our products.

Programming/controlling of S5/S7[FREEWARE without support]-PLC's

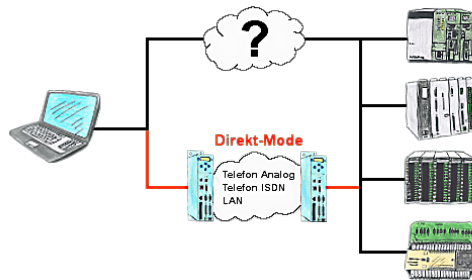


Program change on your systems and no original programming-package?

With PG-2000, a universal programming system for S5 and S7 controllers [S7 FREEWARE without support], you can make changes to the controllers yourself. Connect the PC with the appropriate interface-product via the COM-, USB- or LAN-port.

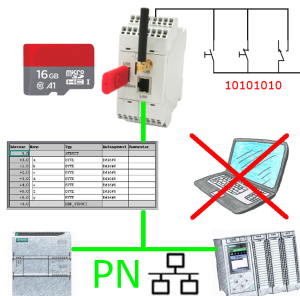
One surface for S5- and S7-programming [S7 FREEWARE without support] so you don't have to get used to it. Windows as the operating-system, work with every current version of Windows. Where the original programming packages no longer works, work with PG-2000 ONLINE.

Direct-mode "extended serial interface"

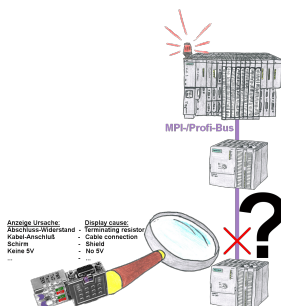


There is an unsupported control or data logger or converter integrated in your installation which protocol is not supported? No problem, the signs that the PC in the office sends will be transferred via telephone line by the Direct-mode, and on-site reproduced by the TP-II. The way back is identical. So in that case there's also a communication to the electronic devices available.

Data backup S7-PLC PN-port on SD-card via dig. IO



Via digital input triggered DB-backup/-restore without additional PC via PN-port to SD-card



Bus problems and no reason apparent?

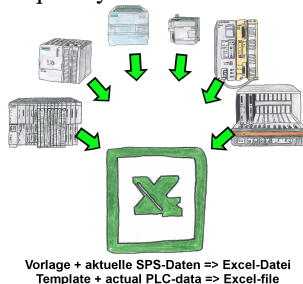
Connect the diagnostic-bus-connector to the "suspicious" PLC and read the possible cause of the fault using the blink-code:

- 5V voltage missing/out of specification
- possible short-circuit in the bus
- No bus-activity on the PLC
- Wrong termination
- Bus is open

...

The bus-connectors of the "DiagConn"-series indicate all of these possible causes of the malfunction. The bus-connector is available in 90°, 45° and 0°-versions. The connectors can be attached instead of the "normal" bus-connectors. There does not have to be a fault,

the plugs can generally also be used in the bus and you can later find the cause of any possible failures more easily and quickly.



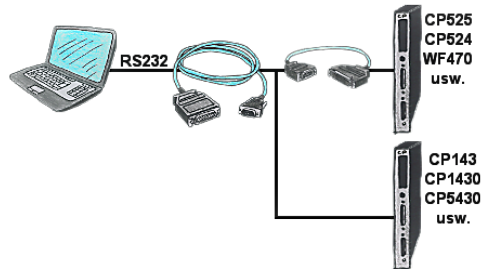
Logging of workflows, recording of operating states, archiving of process data, all of these requirements can be handled with "PLC data in Excel".

You create a template-file in Excel, enter special keywords as placeholders for PLC-data such as flags, timers, counters, I/O and the connection-parameters and save the file as a template for the tool. The tool runs on a Windows compatible PC and polls the defined controller. As soon as the trigger event occurs, the configured PLC-data is read out and entered in the template file instead of the placeholder and saved under a specified file-name in the specified directory.

It is also possible to communicate with controllers without a network-interface via S7-LAN (with S7-200/300/400) or S5-LAN++ (with S5-90U to 155U).

A corresponding Excel-file for each trigger event.

Serial communication with CP and more S5-assemblies



You have a PC with programming software and a 9pin COM-port as interface? No problem, for this purpose the PG-UNI-cable is exactly the right product. Connect it to a Siemens assembly such as H1-CP (CP1430), WF470 and PC or CP-525 with the CP525-adapter and PC and you're Online.

Sending ASCII-data to a PC



Your car park or control sends the configuration/capacity utilisation to a PC with a modem, so that the data can be used for further processing.