

Menutree Website:

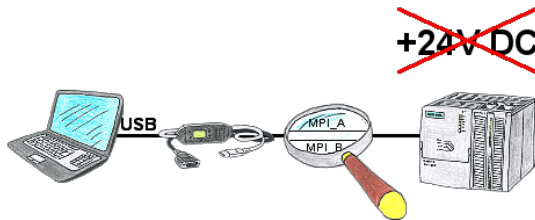
- + Products / docu / downloads
- + Accessories
 - + Antennas / Accessories
 - + Connection-cable for beam/sector ar

QR-Code Website:



Please make sure to update your drivers before using our products.

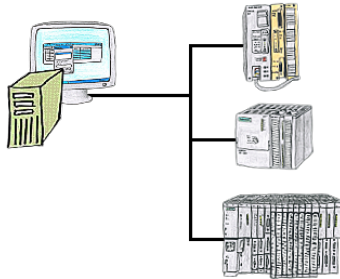
Access to MPI/Profibus without power supply



PLC-access in the production-system to "passive assemblies" such as frequency-converter or ET200 or on a bus-connector without PLC, not actually possible without 24V DC for the interface product.


MPI-USB-cables 3m or 5m are supplied from the USB-interface of the PC and therefore do not require 24V DC from the connected participant. In addition, communication can also take place on the Profibus of a VIPA-PLC (no 24V DC).

Project/history-administration of PLC-programming



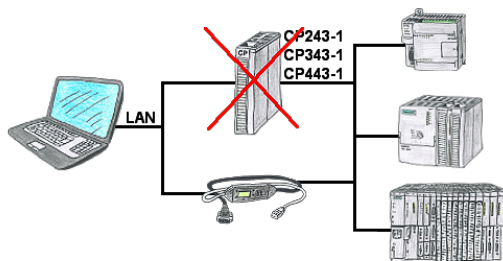
Who doesn't know this? When accessing the PLC you find out that parts of the program flow has been changed and none of the colleagues/employees are responsible for it? Therefore install the "option controller" for the PG-2000-software, and every activity of the employees working with the program will be recorded. So you can identify the one employee very quickly and changes are ex post comprehensible, too.

Remote maintenance with TS-software without original TS-adaptor




You have to reach urgend your PLC via remote maintenance and have no TS-adaptor in your company? No problem, configure with the MPI-Kabelmanager your S7-interface-cable MPI-II-Kabel the mode "TS" for "remote maintenance", connect this cable with the TS-Adapter (article number 9350-TS) with a standard modem and send it all to your client. Now you will be able to start the connection with your TS-software and solve the problem. And this all without buying a original TS-adaptor.

S7-CP-replacement (without LAN-CP to the PLC-device)



Do you have a S7-PLC-device without CP243-1, CP343-1 or CP443-1 and would like to connect via LAN? Then plug the S7-LAN on the PLC-device and your access via RFC1006 is ready for use.

Interface-products for S7-PLC



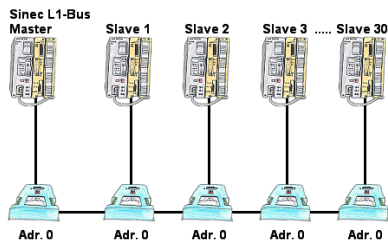
Communication with S7-PLC, just how and with what?

Data communication with S7-PLC from PC or other devices, which interface fits on/to my controller. All questions you don't have to worry about. With "Programming adapter S7" you get the right interface for PPI, MPI and Profibus.

Select the interface of your PC or device (serial via COM-port, USB, Ethernet (network), WIFI) and you will be shown the possible products.

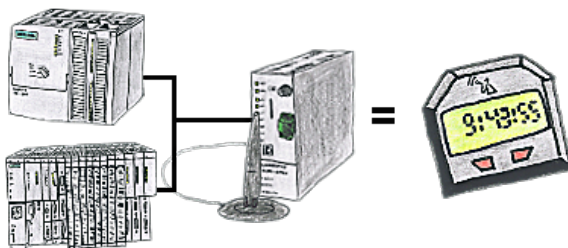
Which one you use then is up to you.

Sinec-L1-bus configuration without BT-777-terminal



You have to configure a Sinec-L1-bus, own the master, but there's no BT-777-busterminal to buy? No problem, connect the IBX-Klemme to every S5-PLC that is in the run via the optional IBX-SPS-cable, supply every IBX-Klemme with ext. 24V DC if the PLC is not able to provide it, set-up the address 0 and define the actual L1-bus-address in the PLC. Now your master can communicate with the slave-assemblies.

Atomic time (GPRS) for the PLC



You need an exact time for your S7-plc? No problem, the TeleService-GSM fetches the current time via GPRS from a time-server and advises it to the S7-plc. How often and whenever the time shall be updated can be parameterised in the device.