

Menutree Website:

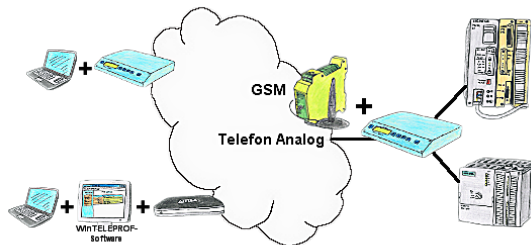
- + Products / docu / downloads
- + Accessories
 - + Connection cable / adapter
 - + Ethernet
 - + Patchcable 0.25m

QR-Code Website:



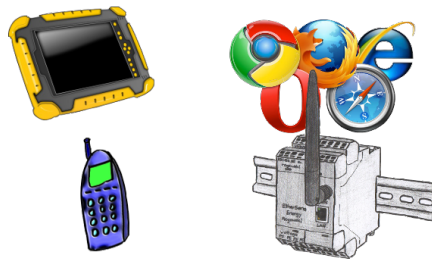
Please make sure to update your drivers before using our products.

Remote maintenance / telecontrol of PLC-devices



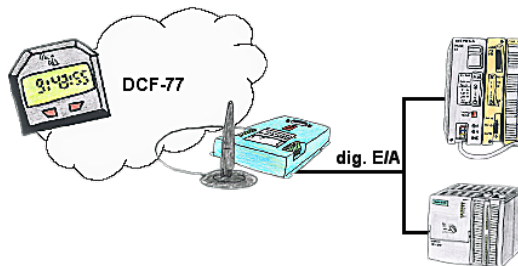
Access to the connected PLC takes place by coupling via Analogue-, ISDN- (only with AB-adapter) and GSM-(only with external GSM-modem)-line.

Operation via web-browser



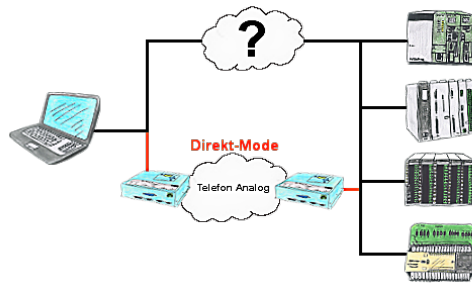
To parameterize the EtherSens-device you don't need a special PC or laptop with special software. Just open with your internet-browser the web-page of the device.

Atomic time at the PLC



For your production flow you're always in need of an exact time? No problem, connect the SPS-Clock with 4 digital in-/outputs of your PLC, after synchronisation of the SPS-Clock the updating time can be read in a DB of the PLC.

Direct-mode „extended serial interface“



There is an unsupported control or data logger or converter integrated in your installation which protocol is not supported? No problem, the signs that the PC in the office sends will be transferred via telephone line by the Direct-mode , and on-site reproduced by the TP/TB. The way back is identical. So in that case there's also a communication to the electronic devices available.

Detect failure of Profinet-devices



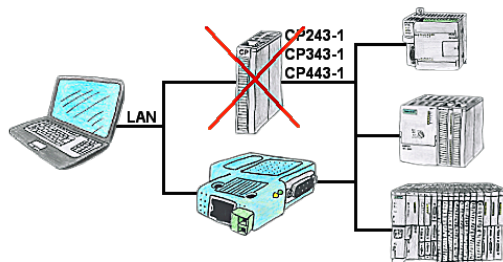
Identify devices that are likely to fail in the near future.
Detect defective devices that no longer respond to PN protocols.
Defective devices are reported by email and logged.
No long troubleshooting thanks to exact station information.

Remote Maintenance via keyboard and voice



The MESSI remote-station will be called directly by integrated mobile-phone. If a connection comes off, digital In- and Outputs for teleswitching will be transmitted. Each device can both transmit state of things and accordingly receive switch signals.

S7-CP-replacement (without LAN-CP to the PLC-device)



Do you have a S7-PLC-device without CP243-1, CP343-1 or CP443-1 and would like to connect via LAN? Then plug the S7-LAN on the PLC-device and your access via RFC1006 is ready for use.