

Menutree Website:

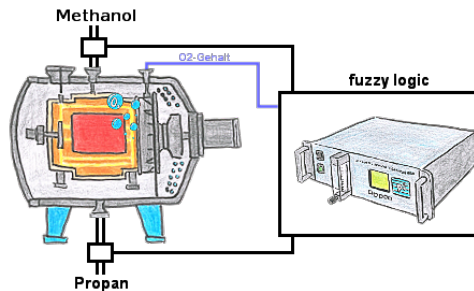
- + Products / docu / downloads
- + Hardware
- + Time
- + DCF-amplifier

QR-Code Website:



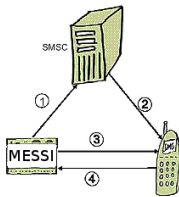
Please make sure to update your drivers before using our products.

Fuzzy controller with the OSC-II



Through 3 free configurable limits (of each kind) you wont be able to realice a fuzzy-controller of your heat treatment furnace.

Message via SMS (SMSC)



1. Senden einer SMS
2. Weiterleiten auf Handy
3. Aktiver "Weckruf" und Aufforderung zur Quittierung
4. Quittierung

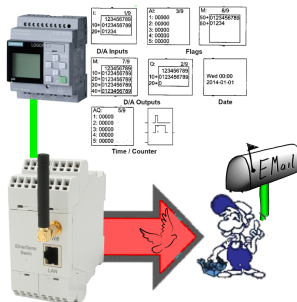
A SMS to a mobile phone is basically send by SMSC. Within the GSM-network it takes place via on-net SMSC. Thereby it's unimportant in which mobile network the receiver is.

The message is activated by:

- digital contacts (relays, motion detector...)
- serial interface (PLC, PC, Microcontroller ...) bitserial (PLC)

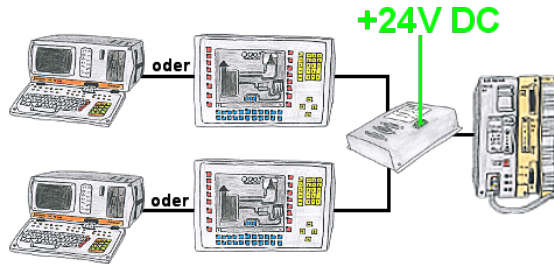
The detection system transmits the SMS to the mobile network operator. The mobile network operator provides the SMS to the mobile phone. Optionally the detection system dials the mobile phone to wake up" the receiver or to initiate the confirmation handling.

Send Email with LOGO!



Send of all kinds of eMail-messages controlled by the LOGO!-Control

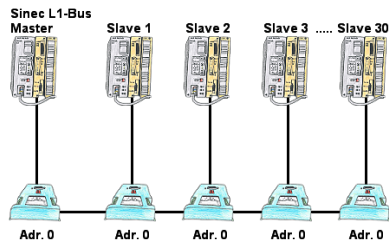
PD-interface of the S5-PLC already occupied



Your PD-interface of the S5-PLC is already occupied with a panel and you should accomplish program modifications without removing the panel? No problem, connect the Multiplexer one-time to the PLC and then connect the panel and also your PC to the Multiplexer. Now you can work parallel with the PLC without the need of affecting the operation of the panel. You can even work with 2 programming devices simultaneously, 2x open the same block, only changes which are stored at last will be finally stored in the PLC. Also ideal for trainings purposes if PLC's with IO's are scare goods.

The 24V-version is ideal for control-cabinet-installation due to the smaller footprint. A universal multiplexer no matter what you connect at the two PG-sockets, both participants communicate parallel with the control.

Sinec-L1-bus configuration without BT-777-terminal



You have to configure a Sinec-L1-bus, own the master, but there's no BT-777-busterminal to buy? No problem, connect the IBX-Klemme to every S5-PLC that is in the run via the optional IBX-SPS-cable, supply every IBX-Klemme with ext. 24V DC if the PLC is not able to provide it, set-up the address 0 and define the actual L1-bus-address in the PLC. Now your master can communicate with the slave-assemblies.

Management of the IP address

IP-Zugriffsschutz

Schutzmodus:

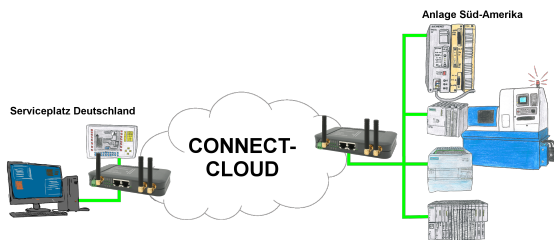
IP-Adresse / IP-Bereich #1:	192.168.178.10	- Bereich (optional)
IP-Adresse / IP-Bereich #2:	192.168.178.100	- 192.168.178.200
IP-Adresse / IP-Bereich #3:	192.168.178.254	- Bereich (optional)
IP-Adresse / IP-Bereich #4:		- Bereich (optional)
IP-Adresse / IP-Bereich #5:		- Bereich (optional)
IP-Adresse / IP-Bereich #6:		- Bereich (optional)
IP-Adresse / IP-Bereich #7:		- Bereich (optional)
IP-Adresse / IP-Bereich #8:		- Bereich (optional)
IP-Adresse / IP-Bereich #9:		- Bereich (optional)
IP-Adresse / IP-Bereich #10:		- Bereich (optional)
IP-Adresse / IP-Bereich #11:		- Bereich (optional)
IP-Adresse / IP-Bereich #12:		- Bereich (optional)
IP-Adresse / IP-Bereich #13:		- Bereich (optional)
IP-Adresse / IP-Bereich #14:		- Bereich (optional)
IP-Adresse / IP-Bereich #15:		- Bereich (optional)

IPs aus Liste verbieten

The IP filter is used to determine whether or not the entered IP-addresses or IP-address-ranges may communicate with the connected controllers via the module.

The list can be edited centrally be switched with a button from "allowed" on "not allowed".

Worldwide remote-access thanks to our own cloud



Worldwide remote-maintenance without additional costs thanks to our own cloud

Your devices connect to your own cloud, no matter where they are in the world. Only your devices are in your own private cloud, no one else has access to the cloud. In addition, you can provide each device with its own connection-password, so that the individual systems are protected despite the private cloud.

No registration on any portals, no hidden additional costs, your devices in your own cloud are always accessible.

This is how remote maintenance/remote access is fun.