

Menutree Website:

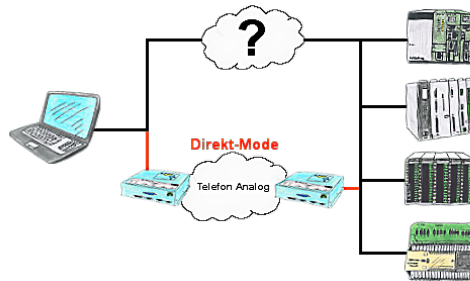
- + Products / docu / downloads
- + Accessories
 - + Various PLC-/Panel-connection-cable
 - + PG685 cable

QR-Code Website:



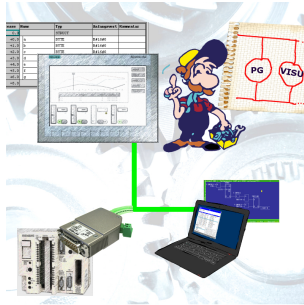
Please make sure to update your drivers before using our products.

Direct-mode „extended serial interface“



There is an unsupported control or data logger or converter integrated in your installation which protocol is not supported? No problem, the signs that the PC in the office sends will be transferred via telephone line by the Direct-mode , and on-site reproduced by the TP/TB. The way back is identical. So in that case there's also a communication to the electronic devices available.


Profinet-panel directly on S5-PLC



Replace defective panels in your "old" S5-systems with current and available S7-panels
To do this, simply insert a placeholder PLC (e.g. 315-2-PN / DP) in the WinCC-project, the IP-address of the PLC corresponds to the IP-address of the S5-LAN++-module. You can then visualize the data as usual.

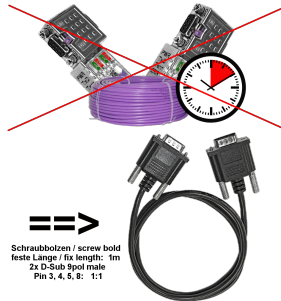
At the same time, the PLC can also be programmed/monitored via the network.

Profinet life cycle monitoring and alarming



Identify impending failures in your Profinet.
Creeping aging will be displayed to you very detailed.
The Profinet-Watchdog give you the change to react before something happens.

Save time and money



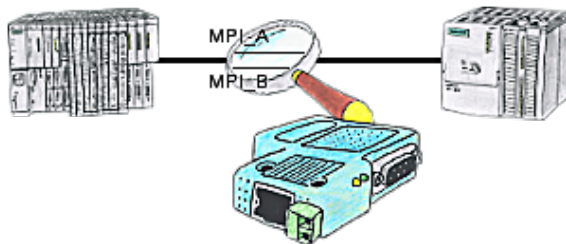
Connect panel to PLC or PLC to PLC, why waste time and money unnecessarily?

Get an expensive bus-cable, screw the bus-connector and also make the classic mistake in the wiring (shield-connection to bus-line). Why all this effort when there is a ready-made solution:

MPI/Profibus-connection-cable with a length of 1m, cast D-Sub-housing with screw-bolts. Only the signals A + B (bus itself), ground and RTS-AS are 1to1 applied, so no problems with possible voltages, compensating currents.

Simply plug it on to the MPI- or Profibus-interface, screw it on and communicate.

Malfunctions on the Bus although everything is (apparently) connected properly?



The S7-LAN can also be used for controlling/checking the MPI/Profibus. It will be plugged on the Bus so that you can take a look at the status of the busses via software on PC, for example the numbers of parity errors.

Universally on machine and PLC

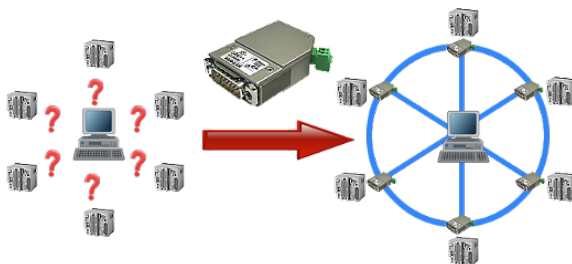


Remote access to all your systems, PLCs without great effort. Even triggering of actions by setting the integrated digital-outputs or reading in the digital and analog-inputs is possible via the Internet connection.

Regardless of whether you use your PC with the CONNECT-software or have connected a device from the CONNECT-family. Couplings via LTE also enable access to the LAN-interface on the system side. No special SIM-card is required for this.

A solution with little effort and everything within your "private" cloud.

Network your controls and increase the availability of backups



Your machines are fully distributed in your company area, it is not always a PC connected with the machine. What could be better than to connect the machines to your company network and backup the data central from one point!

With the option "Communication via S5-LAN++" and the S5-LAN++-modules, you can meet this requirement immediately.